



TP-Link | EAP610 | Omada AX1800 Ceiling Mount Dual-Band Wi-Fi 6 Access Point

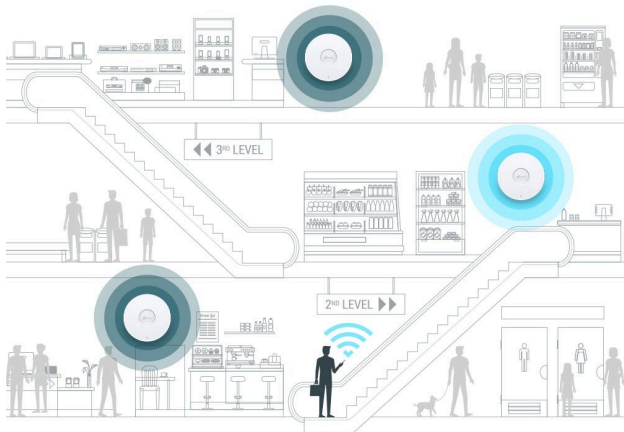
SKU: 006.016.0063

Product Images

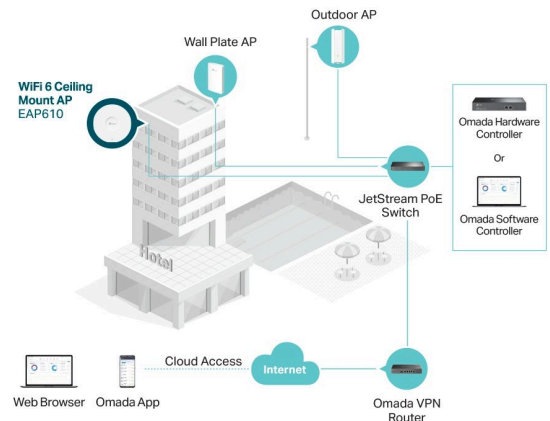




Stay Smooth with Fast Roaming



Seamless Integration to Omada SDN



Fast AX1800 Dual-Band Wi-Fi 6 Speeds


5GHz **2 × 600 Mbps**
 2.4GHz **2 × 287 Mbps**



Hospitality




Restaurant




Office



Meeting Room





Description

The TP-Link EAP610 is an enterprise-grade AX1800 Ceiling Mount Wi-Fi 6 Access Point designed to deliver high-performance wireless connectivity for modern business environments. Leveraging the latest Wi-Fi 6 technology, it provides combined speeds of up to 1775Mbps across the 2.4GHz and 5GHz bands. This makes it an ideal solution for high-density settings such as offices, hospitality venues, and retail spaces where multiple devices require consistent, high-speed internet access without lag or interference.

Integration into the Omada Software Defined Networking (SDN) platform allows for 100% centralised cloud management, enabling network administrators to control the entire network from a single interface. The EAP610 supports advanced features like Omada Mesh, which allows for wireless connectivity between access points for extended range and flexible deployment without the need for additional cabling. Seamless Roaming ensures that users stay connected to the best possible signal as they move through the premises, maintaining uninterrupted voice and video calls.

Security is a priority with the EAP610, featuring enterprise-level protections including WPA3 encryption, captive portal authentication, and SSID-to-VLAN mapping. The device is designed for versatile installation with a slim, elegant form factor that blends into any interior. It supports various power options including 802.3af PoE, Passive PoE, and a 12V/1A DC power supply, providing the flexibility needed for diverse deployment scenarios while ensuring a clean, professional finish.

Built for reliability and scalability, the EAP610 handles over 250+ concurrent clients with ease. Its sophisticated internal omni antennas are optimised for ceiling mounting, ensuring broad and even coverage across areas up to 115m². Whether you are upgrading an existing network or deploying a new one, this access point offers the efficiency and capacity required to meet the demands of today's digital landscape in Australia.

FEATURES

- Ultra-Fast Wi-Fi 6 speeds of up to 1201Mbps on 5GHz and 574Mbps on 2.4GHz
- Centralised cloud management via Omada SDN platform
- Omada Mesh technology for flexible wireless deployment
- Seamless Roaming for uninterrupted streaming and voice calls
- Supports 802.3af PoE, Passive PoE, and DC power supplies
- High-density connectivity for 250+ concurrent devices
- Enterprise-grade security with WPA3 and Captive Portal
- Ultra-slim design for discreet ceiling or wall mounting

SPECIFICATIONS

- **Wireless Standard:** IEEE 802.11ax/ac/n/g/b/a
- **Frequency:** 2.4GHz and 5GHz
- **Signal Rate:** 5GHz: Up to 1201Mbps; 2.4GHz: Up to 574Mbps
- **Antenna Type:** Internal Omni (2.4GHz: 2×4dBi; 5GHz: 2×5dBi)
- **Ethernet Port:** 1×Gigabit Ethernet Port (RJ-45)
- **Power Supply:** 802.3af PoE, 48V Passive PoE, or 12V/1A DC
- **Maximum Power Consumption:** 10.9W (PoE); 9.9W (DC)
- **Wireless Functions:** 1024-QAM, OFDMA, MU-MIMO, Seamless Roaming, Mesh
- **Wireless Security:** WPA3-Personal/Enterprise, WPA2-Personal/Enterprise, WPA-Personal/Enterprise
- **Concurrent Clients:** 250+
- **Coverage Area:** Up to 115m²
- **Mounting:** Ceiling/Wall Mounting (Kits included)
- **Dimensions:** 160×160×33.6mm
- **Operating Temperature:** 0°C to 40°C

WARRANTY

5-Year Limited Warranty

